



KEDIA ADVISORY

DAILY COTTON REPORT

6 Feb 2025

- **COTTON**
- **COCUDAKL**
- **KAPAS**
- **COTWASOIL**

Kedia Stock & Commodities Research Pvt. Ltd.

Research Advisory | White Labelling | Digital Marketing



Cotton Complex

Commodity	Expiry	Open	High	Low	Close	% Change
COTTONCANDY	31-Mar-25	52840.00	53850.00	52840.00	53830.00	0.09
COCUDA KL	20-Feb-25	2,686.00	2,695.00	2,676.00	2,691.00	-0.04
COCUDA KL	20-Mar-25	2,720.00	2,724.00	2,703.00	2,721.00	-0.04
KAPAS	30-Apr-25	1,470.00	1,473.00	1,466.00	1,470.50	0.10
COTWASOIL	20-Feb-25	0.00	0.00	0.00	1,220.60	-0.36

International Rates

Commodity	Price	Open	High	Low	% Chg
US COTTON	65.88	65.81	65.90	65.78	-0.24
ZCE COTTON	13595.00	13605.00	13625.00	13555.00	0.00
ZCE COTTON YARN	18575.00	18575.00	18575.00	18575.00	0.00

Cottoncandy rose 0.09% to ₹53,830, supported by supply constraints and fluctuating production estimates. Brazil's cotton production forecast for 2024-25 was lowered to 3.79 million tonnes, down from 3.83 million tonnes, due to a reduction in acreage in Mato Grosso, the largest producing region. Meanwhile, the Cotton Association of India (CAI) raised India's production estimates by 2 lakh bales, bringing the total to 304.25 lakh bales. Higher-than-expected production in Telangana (+6 lakh bales) contributed to this revision, while North India saw a decline of 3.5 lakh bales. Despite this, the market remains cautious, as kapas arrivals in North Indian states have dropped 43% year-on-year until November 30, causing supply disruptions. Farmers in Punjab, Haryana, and Rajasthan are holding back their produce, expecting better prices, while ginners and spinners face raw material shortages. Additionally, rising cotton yarn prices in South India due to strong demand from the garment industry and export orders are lending support. Total supplies till December-end were 176.04 lakh bales, with consumption at 84 lakh bales and exports at 7 lakh bales. December-end stocks stood at 85.04 lakh bales, while CAI raised its annual consumption forecast to 315 lakh bales, indicating a pickup in demand. Technically, the market is under short covering, as open interest dropped 3.36% to 259 contracts. Support is at ₹53,170, with a break below potentially testing ₹52,500. Resistance is seen at ₹54,180, with a move above leading to ₹54,520.

Spot Rates

Commodity	Location	Price	% Chg
29 mm Cotton	राजकोट	25,243.10	0.02
29 mm Cotton	कादी	25,337.45	0.38

Open Interest Snapshot

Commodity	Expiry	% Change	% Oi Change	Oi Status
COTTONCANDY	31-Mar-25	0.09	-3.36	Short Covering

Technical Chart



BUY COTTONCANDY MAR @ 53600 SL 53300 TGT 53900-54200. MCX

Trading Levels

Commodity	Expiry	Close	R2	R1	PP	S1	S2
COTTONCANDY	31-Mar-25	53830.00	54520.00	54180.00	53510.00	53170.00	52500.00

Spot Rates

Commodity	Location	Price	% Chg
Cotton Seed Oilcake	आकोला	2,748.35	0.27
Cotton Seed Oilcake	कादी	2,709.00	-0.52

Open Interest Snapshot

Commodity	Expiry	% Change	% Oi Change	Oi Status
COCUDAKL	20-Feb-25	-0.04	-2.33	Long Liquidation
COCUDAKL	20-Mar-25	-0.04	3.43	Fresh Selling

Technical Chart



BUY COCUDAKL FEB @ 2690 SL 2660 TGT 2720-2750. NCDEX

Trading Levels

Commodity	Expiry	Close	R2	R1	PP	S1	S2
COCUDAKL	20-Feb-25	2,691.00	2706.00	2687.00	2687.00	2679.00	2668.00
COCUDAKL	20-Mar-25	2,721.00	2737.00	2716.00	2716.00	2708.00	2695.00

Spot Rates

Commodity	Location	Price	% Chg
Kapas	राजकोट	1,399.35	0.15
Kapas	कादी	1,404.90	-0.29

Open Interest Snapshot

Commodity	Expiry	% Change	% Oi Change	Oi Status
KAPAS	30-Apr-25	0.10	1.92	Fresh Buying

Technical Chart



BUY KAPAS APR @ 1465 SL 1455 TGT 1480-1490. NCDEX

Trading Levels

Commodity	Expiry	Close	R2	R1	PP	S1	S2
KAPAS	30-Apr-25	1,470.50	1,477.00	1,474.00	1,470.00	1,467.00	1,463.00

Spot Rates

Commodity	Location	Price	% Chg
Cotton Wash Oil - Kadi	कादी	1,217.00	0.13

Open Interest Snapshot

Commodity	Expiry	% Change	% Oi Change	Oi Status
COTWASOIL	20-Feb-25	-0.36	0.00	Long Liquidation

Technical Chart

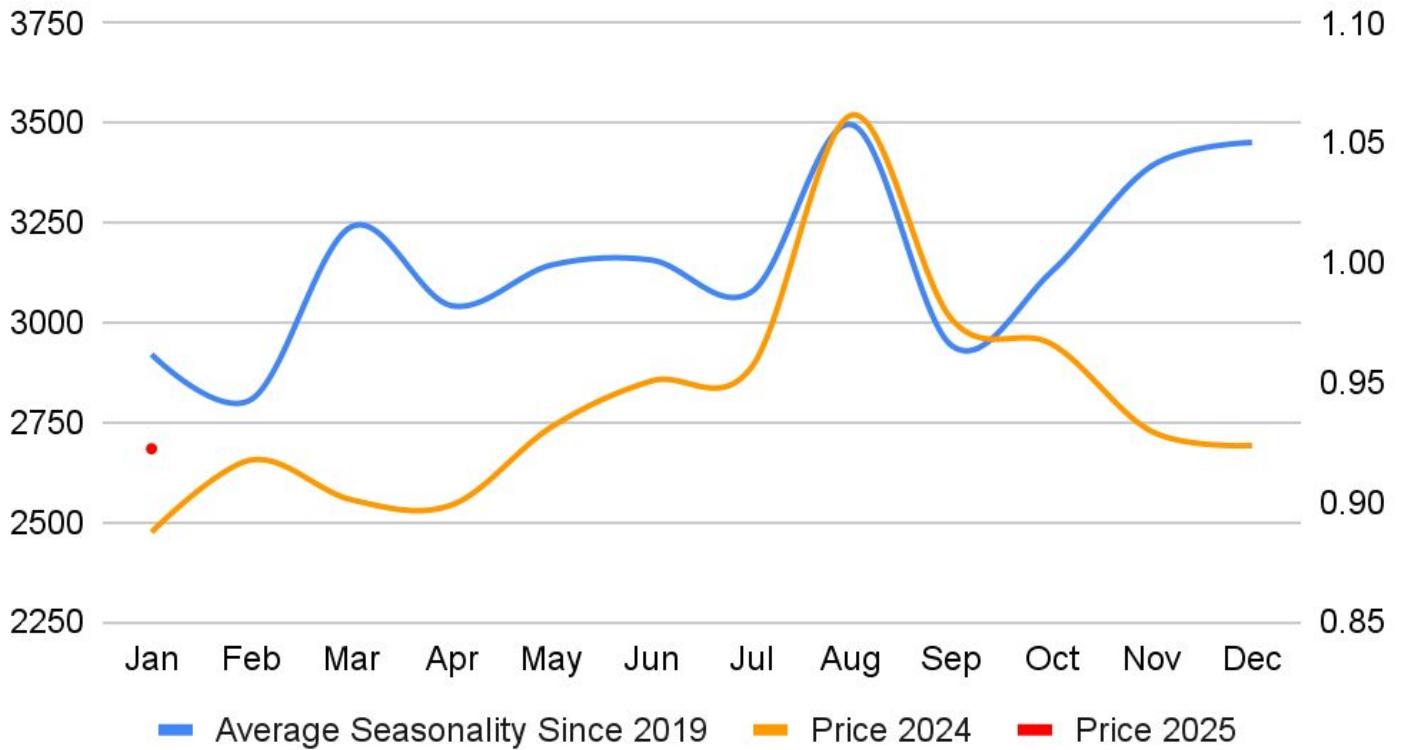


SELL COTWASOIL FEB @ 1225 SL 1235 TGT 1215-1205. NCDEX

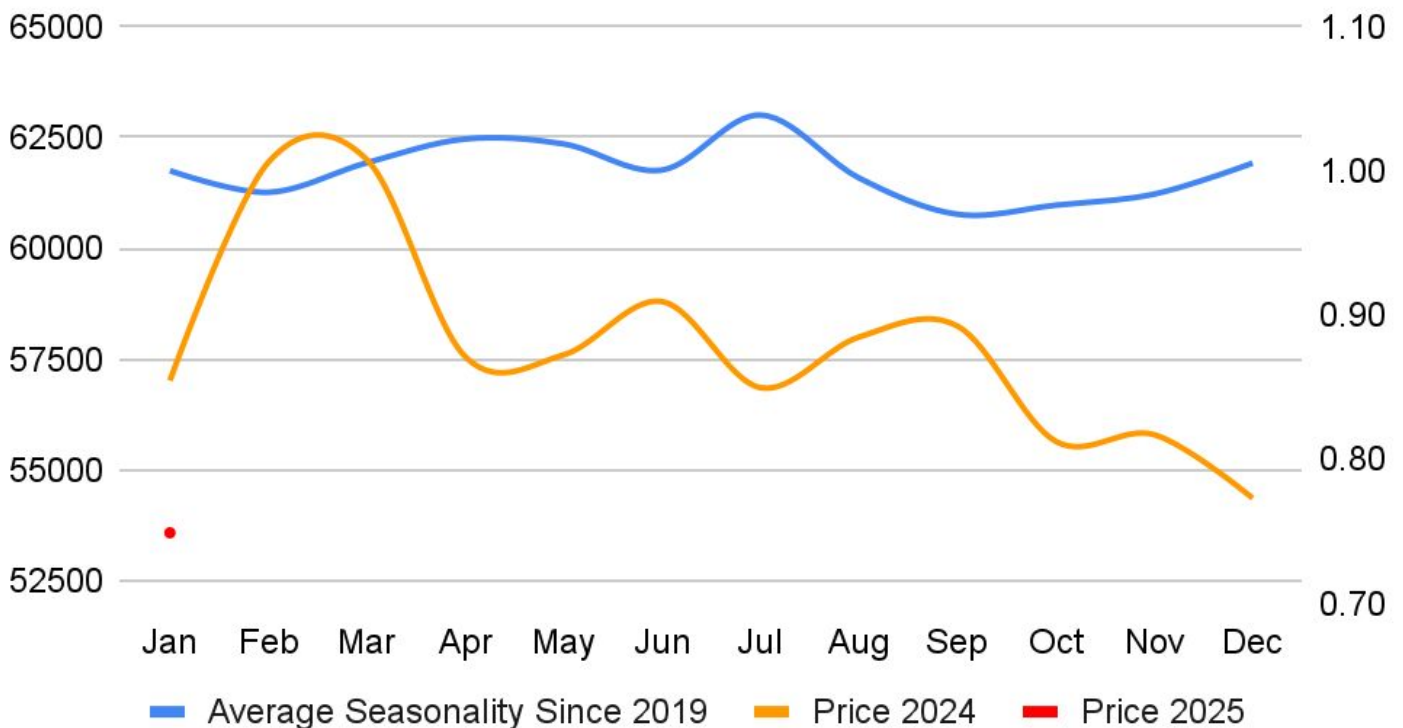
Trading Levels


Commodity	Expiry	Close	R2	R1	PP	S1	S2
COTWASOIL	20-Feb-25	1,220.60	405.00	810.00	405.00	810.00	405.00

NCDEX Cocudaki Seasonality



MCX Cottoncandy Seasonality





DISCLAIMER

KEDIA ADVISORY

This Report is prepared and distributed by Kedia Stocks & Commodities Research Pvt Ltd. Our SEBI REGISTRATION NUMBER - INH000006156. for information purposes only. The recommendations, if any, made herein are expressions of views and/or opinions and should not be deemed or construed to be neither advice for the purpose of purchase or sale through KSCRPL nor any solicitation or offering of any investment /trading opportunity. These information/opinions/ views are not meant to serve as a professional investment guide for the readers. No action is solicited based upon the information provided herein. Recipients of this Report should rely on information/data arising out of their own investigations. Readers are advised to seek independent professional advice and arrive at an informed trading/investment decision before executing any trades or making any investments. This Report has been prepared on the basis of publicly available information, internally developed data and other sources believed by KSCRPL to be reliable. KSCRPL or its directors, employees, affiliates or representatives do not assume any responsibility for or warrant the accuracy, completeness, adequacy and reliability of such information/opinions/ views. While due care has been taken to ensure that the disclosures and opinions given are fair and reasonable, none of the directors, employees, affiliates or representatives of KSCRPL shall be liable for any direct, indirect, special, incidental, consequential, punitive or exemplary damages, including lost profits arising in any way whatsoever from the information/opinions/views contained in this Report. The possession, circulation and/or distribution of this Report may be restricted or regulated in certain jurisdictions by appropriate laws. No action has been or will be taken by KSCRPL in any jurisdiction (other than India), where any action for such purpose (s) is required. Accordingly, this Report shall not be possessed, circulated and/ or distributed in any such country or jurisdiction unless such action is in compliance with all applicable laws and regulations of such country or jurisdiction. KSCRPL requires such a recipient to inform himself about and to observe any restrictions at his own expense, without any liability to KSCRPL. Any dispute arising out of this Report shall be subject to the exclusive jurisdiction of the Courts in India.

KEDIA ADVISORY

KEDIA STOCKS & COMMODITIES RESEARCH PVT LTD

Mumbai, India

SEBI REGISTRATION NUMBER - INH000006156

For more details, please contact: +91 93234 06035 / 96195 51022

Email: info@kediaadvisory.com

Regd.Off.: 1, 2, 3 & 4, 1st Floor, Tulip Bldg, Flower Valley Complex, Khadakpada Circle,
Kalyan-(W), Mumbai-421301